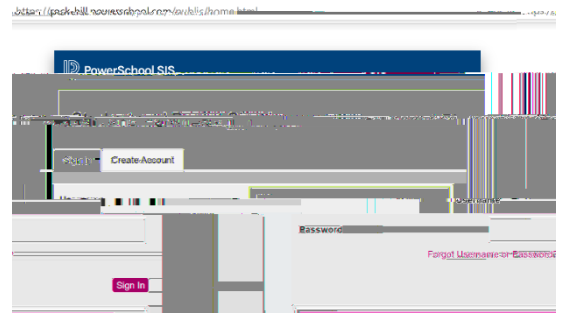


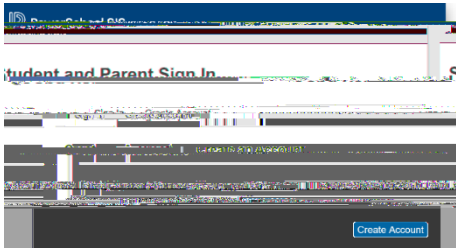
Parent Portal Instructions

1: Visit <https://rock-hill.powerschool.com>

If you previously have had a Parent Portal Account for your student(s), you can enter your username and password.




2: If you have never had a Parent Portal account, please click on Create Account



3: Create your Parent Account

Be sure to provide all information,

if you have previously created an account with the same email address it will not allow you to create a new one.



4: Link your student(s) to your account.

You will need the following information, their 5 digit access code (their lunch number) and their access password (their birthday).

i.e. Jan 5, 2003 = 1052003 (or 152003)

Oct 17 2003 = 10172003

This is the same information used for the online registration tool.

You can link multiple students in this step

When entering the password (birthday), sometimes the 5th is entered as 05 and sometimes as 5. You may have to try both.

